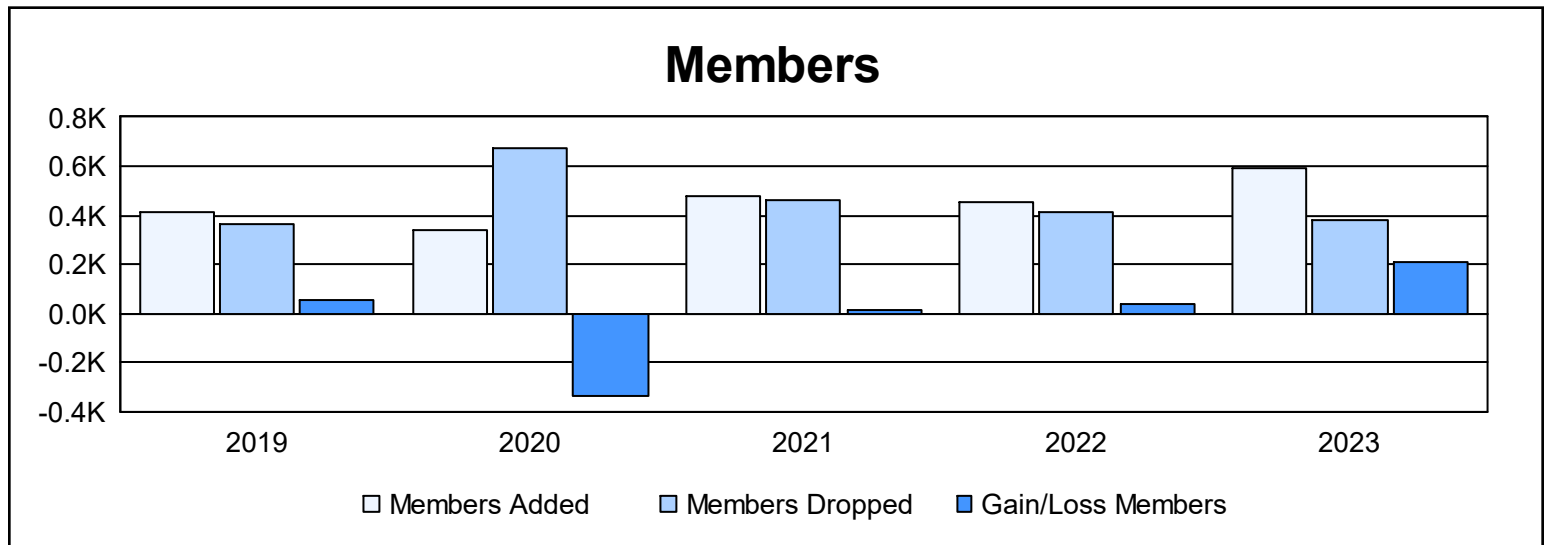
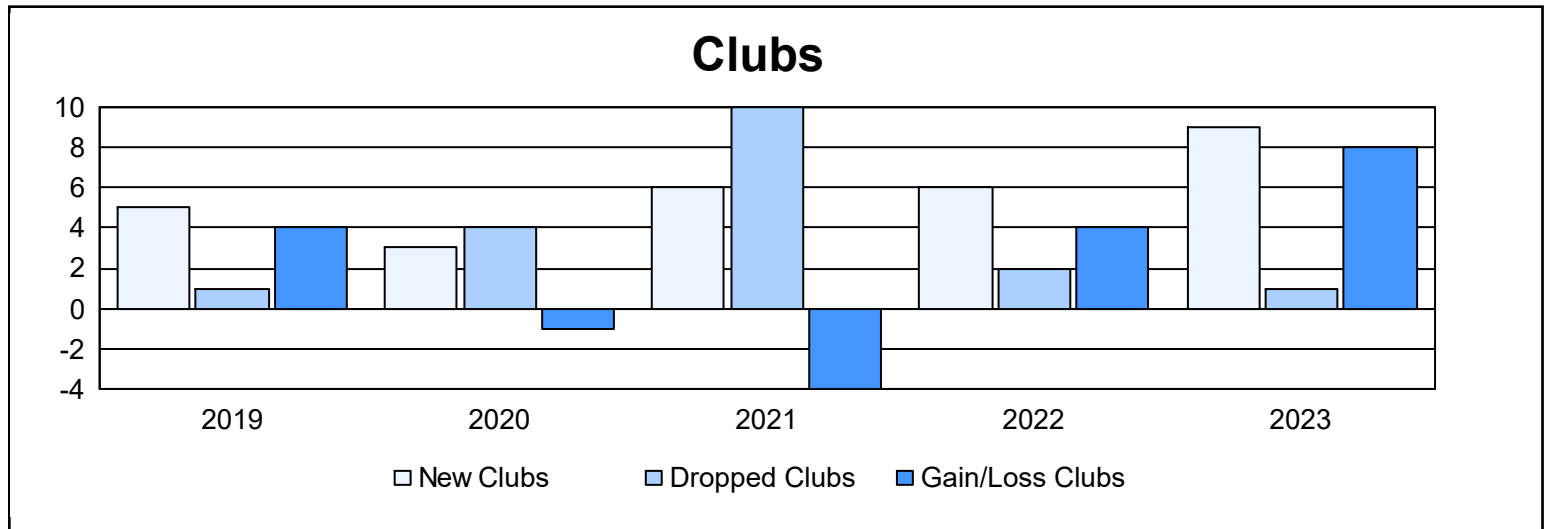
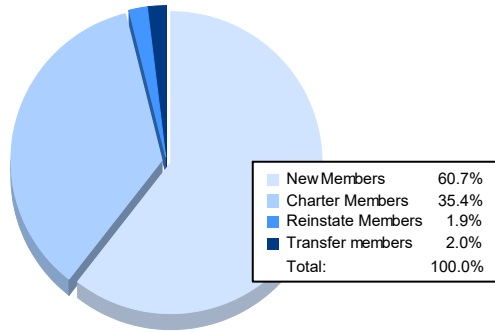


| Year | New Clubs | Dropped Clubs | Gain/ Loss Clubs | New Members | Charter Members | Reinstate Members | Transfer Members | Total Member Added | Total Members Dropped | Gain/ Loss Members |
|----------------|-----------|---------------|------------------|-------------|-----------------|-------------------|------------------|--------------------|-----------------------|--------------------|
| 2018-2019 | 5 | 1 | 4 | 271 | 118 | 16 | 10 | 415 | 362 | 53 |
| 2019-2020 | 3 | 4 | -1 | 165 | 103 | 46 | 22 | 336 | 673 | -337 |
| 2020-2021 | 6 | 10 | -4 | 251 | 185 | 34 | 9 | 479 | 462 | 17 |
| 2021-2022 | 6 | 2 | 4 | 263 | 147 | 33 | 9 | 452 | 411 | 41 |
| 2022-2023 | 9 | 1 | 8 | 358 | 209 | 11 | 12 | 590 | 381 | 209 |
| Average | 6 | 4 | 2 | 262 | 152 | 28 | 12 | 454 | 458 | -3 |



Membership Composition June 2023 Cumulative



Gender Composition June 2023 Cumulative

